



UNIVERSITY of the WESTERN CAPE
IYUNIVESITHI yaseNTSHONA KOLONI
UNIVERSITEIT van WES-KAAPLAND

University of Western Cape (UWC) SRC Elections 2025

How to use the online e-voting platform to cast your votes

Table of contents

1. Overview

- (a) Student Assembly ballot
- (b) Student Representative Council ballots
- (c) Accommodation Affairs Officer ballots
- (d) Officer Sports Officer ballots
- (e) Post Graduate ballots
- (f) International Student Liaison Officer ballots

2. Your login credentials

- (a) Mobile networks and One Time Pins (OTPs)
- (b) Logging out without completing your vote

3. Login screen

4. Landing page after login

5. Casting your votes

6. Electoral views

- (a) Student Assembly ballot
- (b) Student Representative Council ballots
- (c) Accommodation Affairs Officer ballots
- (d) Officer Sports Officer ballots
- (e) Post Graduate ballots
- (f) International Student Liaison Officer ballots

7. Submitting your votes

1. Overview

The e-voting platform is available to all UWC students whose details are recorded in the SRC electorate database. The SRC Elections are governed by the SRC Constitution adopted in 2015.

Elections will be held for the following structures:

(a) Student Assembly Ballot

- Contested by approved student formations.
- All students may vote.
- Each student has one vote.

(b) Student Representative Council ballots

- Contested by approved student formations.
- All students may vote.
- Each student has 11 votes, and they may choose to vote less.

(c) Accommodation Affairs Officer ballots

- Contested by approved student formations.
- All students may vote.
- Each student has one vote.

(d) Officer Sports Officer ballots

- Contested by approved student formations.
- All students may vote.
- Each student has one vote.

(e) Post Graduate ballots

- Contested by approved student formations.
- All students may vote.
- Each student has one vote.

(f) International Student Liaison Officer ballots

- Contested by approved student formations.
- All students may vote.
- Each student has one vote.

How to use the Online Voting Platform to submit your votes and participate in the SRC Election 2025

Students may vote to the maximum of their voting rights and may, if applicable, vote for fewer candidates.

2. Login credentials

Access the election platform here: <https://uwc.virtual-elections.online>

Login process:

- Enter your student number.
- An OTP will be sent to your student email and, if recorded, to your mobile number.

(a) Mobile networks and OTPs

- OTPs are usually delivered quickly, but delays may occur due to network issues.
- The OTP is also sent to your student email.
- If you attempt to log in multiple times, note that the latest OTP automatically cancels the previous one.


(b) Logging out without completing your vote

- You may log in and exit without voting.
- You can log in again later to cast your vote.

3. Login screen

The login screen is shown below:

Events


UNIVERSITY of the WESTERN CAPE
IYUNIVERSITHI yase-INTSHONA KOLONI
UNIVERSITEIT van WES-KAAPLAND


UWC SRC Elections

Enter your Student Number as your username, followed by your ID number as your password. You will receive an OTP via the email and mobile number on record at the University.

Please enter your details to login

Username

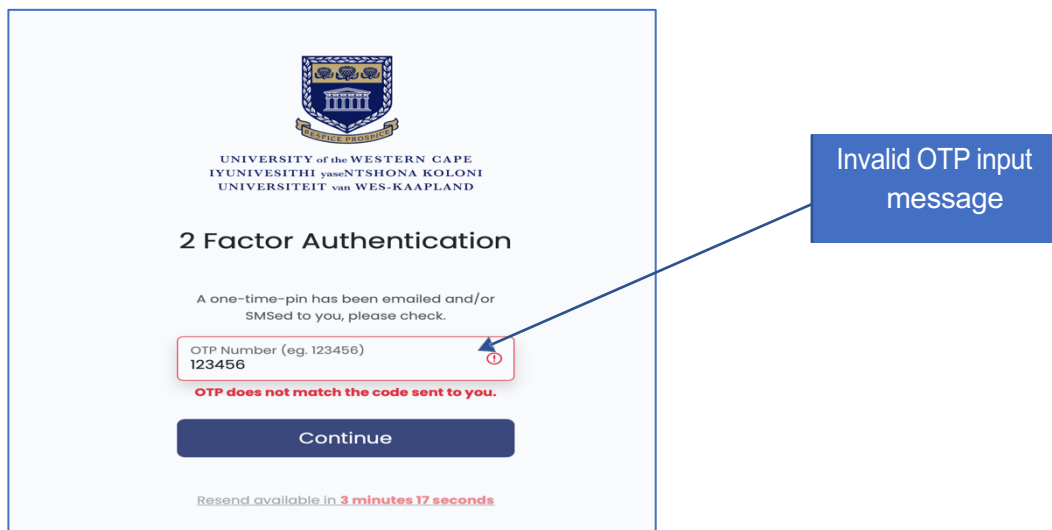
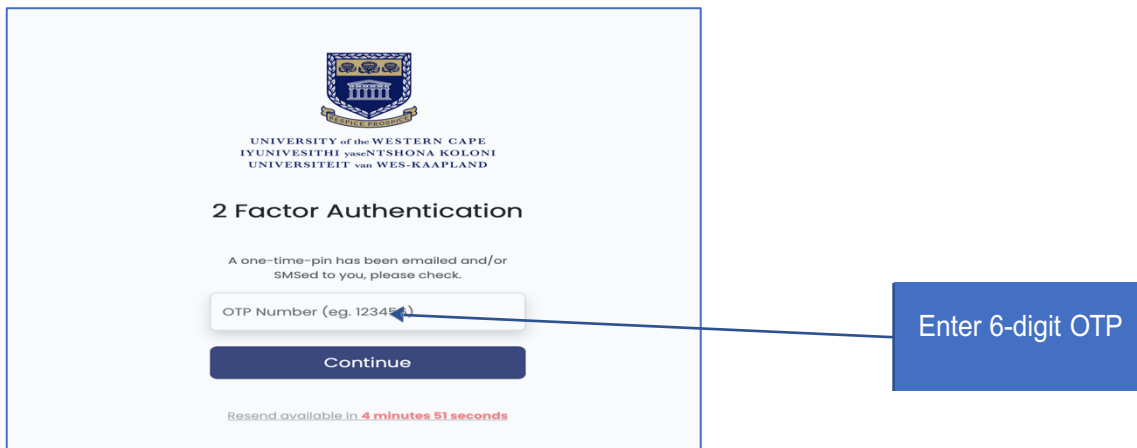
A pin will be sent to you after login via email or SMS.

 Login

Enter student number and click login

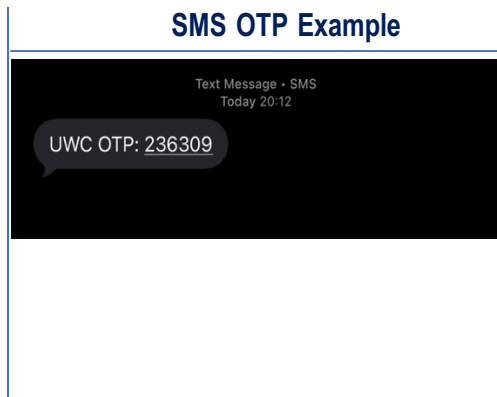
How to use the Online Voting Platform to submit your votes and participate in the SRC Election 2025

- Enter your student number and click **Continue**.
- An OTP will be sent to your student email and/or mobile number.
- Enter the OTP and click **Login**.
- If you enter an incorrect OTP, an error message will appear.
- After three failed attempts, your login will be suspended for four minutes.
- OTPs are random six-digit numbers.



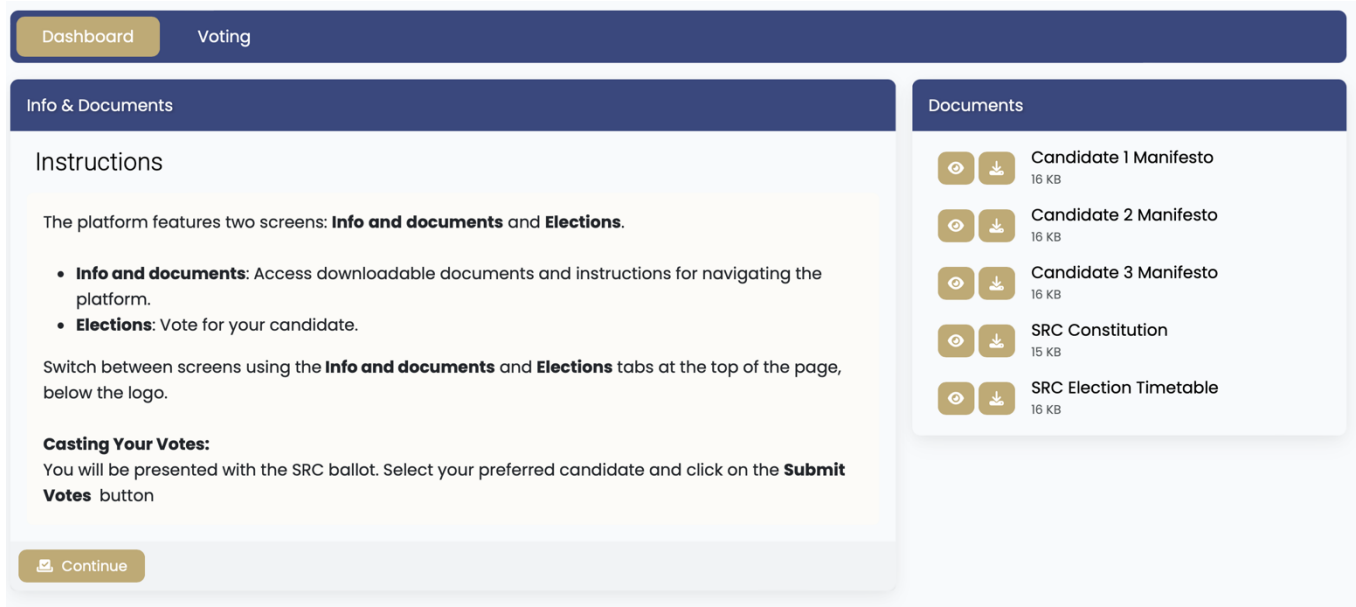
How to use the Online Voting Platform to submit your votes and participate in the SRC Election 2025

Examples of OTP messages:



4. Landing page after login

- You will see the homepage with two tabs: **Info and documents** and **Elections**.
- The **Info and documents** contains instructions on how to vote and navigate the platform.
- You can also download the election guide from this page.



The screenshot shows the landing page of the online voting platform. At the top, there are two tabs: "Dashboard" and "Voting". Below the tabs, the page is divided into two main sections: "Info & Documents" and "Documents".

Info & Documents

Instructions

The platform features two screens: **Info and documents** and **Elections**.

- **Info and documents:** Access downloadable documents and instructions for navigating the platform.
- **Elections:** Vote for your candidate.

Switch between screens using the **Info and documents** and **Elections** tabs at the top of the page, below the logo.

Casting Your Votes:
You will be presented with the SRC ballot. Select your preferred candidate and click on the **Submit Votes** button

[Continue](#)

Documents





- [Candidate 1 Manifesto](#) 16 KB
- [Candidate 2 Manifesto](#) 16 KB
- [Candidate 3 Manifesto](#) 16 KB
- [SRC Constitution](#) 15 KB
- [SRC Election Timetable](#) 16 KB

5. Casting your votes

- Click on the **Voting** tab.
- You will only see the ballots you are eligible to vote in.
- All ballots are displayed on a single page.

Student Assembly

You may vote for one student organisation in the **Student Assembly** Elections. To cast your vote, please select the checkbox next to your chosen organisation. If you wish to choose a different organisation, you must first deselect your current choice before selecting another.

<input type="checkbox"/>		EFFYC	1. Economic Freedom Fighters Youth Command
<input type="checkbox"/>		PASMA	2. PASMA
<input type="checkbox"/>		SASCO	3. South African Students Congress
<input type="checkbox"/>		HIM	4. HIM Society

The six ballots for the 2025 elections are:

- Student Assembly Election
- Student Representative Council Election
- Accommodation Affairs Officer Election
- Sports Officer Election
- Post Graduate Election
- International Student Liaison Officer Election

Voting rights per election:

Election	Voting rights
Student Assembly	One vote (all students)
Student Representative Council (SRC)	1–11 votes (all students)
Accommodation Affairs Officer	One vote (all students)
Sports Officer	One vote (all students)
Post Graduate	One vote (all students)
International Student Liaison Officer	One vote (all students)

6. Electoral views

All ballots appear on one page. After making selections, scroll down and click **Submit Votes** once to finalise your choices.

(a) Student Assembly ballot





Displayed information:

- Select checkbox
- Logo of the student organisation
- Abbreviation
- Full name

Select your choice by checking the box and proceed to the next ballot.

Student Assembly

You may vote for one student organisation in the **Student Assembly** Elections. To cast your vote, please select the checkbox next to your chosen organisation. If you wish to choose a different organisation, you must first deselect your current choice before selecting another.

<input type="checkbox"/>		EFFYC	1. Economic Freedom Fighters Youth Command
<input type="checkbox"/>		PASMA	2. PASMA
<input type="checkbox"/>		SASCO	3. South African Students Congress
<input type="checkbox"/>		HIM	4. HIM Society

(b) Student Representative Council ballot

Displayed information:

- Select checkbox
- Logo of the student organization or independent candidate profile picture
- Full name

(c) Accommodation Affairs Officer ballot

Displayed information:

- Select checkbox
- Logo of the student organisation
- Full name

(d) Sports Officer

Displayed information:

- Select checkbox
- Logo of the student organisation
- Full name

(e) Post Graduate

Displayed information:

- Select checkbox
- Logo of the student organisation
- Full name

(f) International student Liaison Officer

Displayed information:

- Select checkbox
- Logo of the student organisation
- Full name

7. Submitting your votes

1. Scroll to the bottom of the page and click **Submit Votes**.

2. A confirmation message will appear:

“Please confirm that you are satisfied with your decisions. Once you click Continue, you will not be able to change or submit additional votes.”

3. Click **Continue** to finalise or **Cancel** to go back.

4. A success message will confirm that your votes have been submitted.

5. To log out, click your name at the top right corner of the screen and select **Logout**.

